



An easy read guide to getting a **Motability Scheme** car



Contents	Page
How it works	3
This is what you get	4
We take care of everything	5
Servicing and repairs, breakdown, tax and tyres	6
Windscreen, 60,000 miles and adaptations	7
Who can drive your car?	8
Understanding the rules	9
What to do next	10
Visit a dealer	11
Collect your car	14
Want to know more?	15

This brochure is a summary version of 'Leasing a car through the Motability Scheme'.

If you would like to receive the complete guide or find out more about the Motability Scheme please call **0800 093 1000**.



How it works

With the Motability Scheme you exchange your higher rate mobility allowance to lease a brand new car for 3 years.

All you will have to pay for is the petrol.

You don't have to be able to drive yourself. You can get up to 3 other people to drive for you.

What is a lease?


A lease means that you can use the Motability Scheme car for 3 years and will give it back to us at the end of the agreement.

You can join the Motability Scheme if you receive one of the following allowances:

- The Higher Rate Mobility Component of the **Disability Living Allowance**
- The Enhanced Rate of the Mobility Component of **Personal Independence Payment**
- Higher rate mobility component of **Child Disability Payment (Scotland)**
- The Enhanced Rate of the Mobility Component of **Adult Disability Payment (Scotland)**
- The **War Pensioners' Mobility Supplement**
- The **Armed Forces Independence Payment**

This is what you get

Everything here is included:



✓ A new car of your choice every 3 years

✓ Insurance, servicing, repairs

✓ Full RAC breakdown assistance

✓ Tyre and windscreen replacement



✓ You can have up to 3 drivers

✓ You can drive up to 60,000 miles over 3 years

✓ Many adaptations at no extra cost

We take care of everything

● You can choose a new car every 3 years



You can choose from a wide selection of cars including:

- Family sized cars
- Small city cars
- Large estate cars
- Wheelchair Accessible Vehicles



For some cars you will have to pay some money upfront which we call an Advance Payment.

But you can choose from a large number of cars where you have to pay nothing more than your weekly allowance.

Some cars will cost less than your weekly allowance leaving you some money to spend however you choose.

● Insurance

We include an insurance package covering up to 3 drivers. You don't have to be one of the drivers.

This insurance will pay for repairs if you have an accident.

● Servicing and repairs



We will pay for regular servicing and repairs.

You will have no unexpected repair bills.

● Breakdown



If you break down you just have to phone the RAC on **0800 73 111 73**.

A trained mechanic can come out and try to fix your car and help you get home at no extra cost.

● Car tax



We will sort out the car tax for you.

● Tyres



For no extra cost Kwik Fit will replace any tyres that are worn or damaged.

● Windscreen



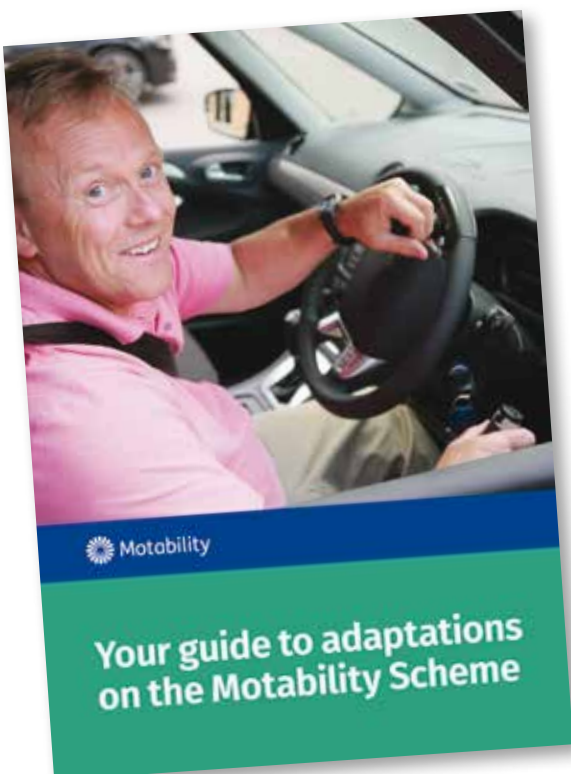
If your windscreen needs replacing you'll need to pay an excess of £50. Repairs are included at no extra cost.

● 60,000 miles



With the Motability Scheme you can drive 60,000 miles in 3 years. This will probably be much more than you need.

● Adaptations



If you need an adaptation to make your car more comfortable or safer these will be fitted at the start of the lease. Many adaptations will not cost you any extra.

There is a separate guide called 'Your guide to adaptations on the Motability Scheme' which will tell you more or you can go to **motability.co.uk** to find more information.

Who can drive your car?



- 3 named people can drive your car. They can be yourself, family, friends or carers.
- Drivers aged under 25 are only allowed to drive certain cars
- Only 1 driver under age 21 is allowed and they must live at your address
- Drivers who have broken the law may not be allowed

We may include other drivers if you need them to get around.

If you have any questions about who is able to drive you should phone Direct Line Motability on **0300 037 3737**.



Understanding the rules



You must make sure that:

- ✓ The car is only used for your benefit
- ✓ Only the named people can drive
- ✓ You let us know about any changes that might affect the lease
- ✗ The car must not be used as a taxi or delivery vehicle
- ✗ The car must not be lent or sold



You are responsible for paying:

- Petrol or diesel and other things like screen wash and de-icer
- Extras that aren't standard like leather seats
- Some adaptations
- The excess of any insurance claim. You need to pay the first part of any claim, the insurance company will pay the rest
- Parking fines or speeding fines
- Theft or damage to your personal belongings



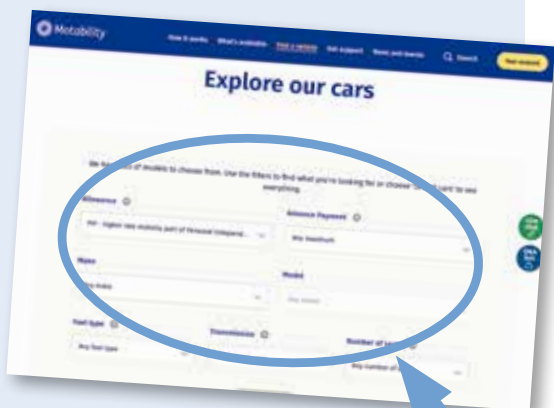
What to do next

- Go online

Look at our website
motability.co.uk



You can search the full range of cars.



You can filter to see different cars.



You can add cars to your favourites.



You can find your local car dealer.



● Visit a dealer



There are around 4,500 Motability Scheme dealers and each one has a Motability Scheme specialist to help you.

You can get the phone number of your nearest one from **motability.co.uk** or phone **0800 093 1000**.

● Book an appointment



Telephone the dealer to make sure you get to see the Motability Scheme specialist.

● Choosing the right car



Choosing a car is a big decision. Here are some tips:

- Go to **motability.co.uk** for advice
- Take someone with you
- If you use a wheelchair or any other aid, take it with you
- Tell the dealer about any extras that you want

- Visit a few different dealers
- Take the car out for a test drive
- If you are going to have a driver, they should take the car for a test drive too

● Order your car



When you have chosen your car, the dealer will complete the ordering process with you.

You will need to take:

- ✓ Passport or driving licence
- ✓ National Insurance Number
- ✓ Your driving licence
- ✓ Any other drivers' driving licences and consent
- ✓ Details of any accidents or driving penalties that any of the drivers have had

● Deposits and Advance Payments



If you have to pay something towards your car you will need to pay before you collect your car.

● Keep hold of your PIN



After your dealer has processed your order we will send you a letter which will have your Personal Identification Number (PIN). This takes about 2 weeks.



You should keep your PIN in a safe place. You will need it when you collect your car.

● The delivery date



Your dealer will tell you when your car will be delivered.

Your allowance will be transferred to us from the date you get your new car.

● Collect your car



This is the part you have been waiting for – driving away your brand new Motability Scheme car.

You will need to take:

- ✓ Your driving licence
- ✓ Your acceptance letter and your PIN
- ✓ Any other payment you need to make



Your dealer will show you around the car. If there is anything that you don't recognise you should ask.

You will be asked to sign your lease agreement by entering your PIN.

You will leave the dealership with:

- Your new car
- Your insurance documents
- A smile on your face!


Want to know more?

You can download these free guides from the website [motability.co.uk](https://www.motability.co.uk)

Adaptations Guide
for more information on adaptations.



Wheelchair Accessible Vehicles Guide for more information on vehicles where you can travel in your wheelchair.



Or phone us on
0800 093 1000



motability.co.uk

Telephone: **0800 093 1000**



Motability Operations Limited is the principal service provider to Motability and the Motability Scheme.
Registered Office: 22 Bishopsgate, 6th Floor, London EC2N 4BQ. Registered in England and Wales. Co. No. 1373876.
Motability Operations Limited is authorised and regulated by the Financial Conduct Authority.

Calls may be recorded and monitored to improve customer service.
Published by Motability Operations.